



TEMPO LIFE AMB

Add Life to Your Vehicles



Part No : ATL AP O-23
Description : ENGINE GEAR BS3
Suitable For : APE
MRP : 450



Part No : ATL AP O-24
Description : CLUTCH PLATE SET CORK
Suitable For : APE
MRP : 90



Part No : ATL AP O-25
Description : CLUTCH PLATE SET MOULDED
Suitable For : APE
MRP : 110



Part No : ATL AP O-26
Description : CLUTCH PLATE SET (12 CUT)
Suitable For : APE
MRP : 130




Part No : ATL AP O-28
Description : CLUTCH PLATE SET BS3
Suitable For : APE
MRP : 350



Part No : ATL AP O-29
Description : PRESSURE PLATE SET O/M
Suitable For : APE
MRP : 96



Part No : ATL AP O-30
Description : PRESSURE PLATE SET N/M
Suitable For : APE
MRP : 96




Part No : ATL AP O-33
Description : CLUTCH INNER CIRCLIP
Suitable For : APE
MRP : 7




Part No : ATL AP O-48
Description : CLUTCH LEVER PIN LOCK
Suitable For : APE
MRP : 3.5



Part No : ATL AP O-50
Description : PLUNGER SHAFT ASSY BS3
Suitable For : APE
MRP : 88



Part No : ATL AP O-51
Description : CLUTCH COVER SET BS3
Suitable For : APE
MRP : 460



Part No : ATL AP O-54
Description : CLUTCH OUTER LOCK
Suitable For : APE
MRP : 38



Part No : ATL AP P-01
Description : FRAME ASSY SUSPENSION & ENGINE SUPPORT
Suitable For : APE
MRP : 2100



Part No : ATL AP P-02
Description : FRAME ASSY SUSPENSION & ENGINE SUPPORT EX LD
Suitable For : APE
MRP : 2300




Part No : ATL AP P-13
Description : ENGINE ELASTIC SUPPORT
Suitable For : APE
MRP : 496



Part No : ATL AP P-19
Description : ENGINE MOUNTING BRACKET
Suitable For : APE
MRP : 86



Part No : ATL AP P-22
Description : REAR CROSS MEMBER CARGO EX LD
Suitable For : APE
MRP : 1300



Part No : ATL AP Q-02
Description : W/S GLASS
Suitable For : APE
MRP : 1300



Part No : ATL AP Q-03
Description : FUEL TANK CAP
Suitable For : APE
MRP : 96



Part No : ATL AP Q-04
Description : FUEL TANK CARGO W/O TANK UNIT
Suitable For : APE
MRP : 990